

Guidance For Show Exhibitors and Show Operators' Responsibilities

April 2019

N.B. the procedures in this guidance are accurate at the time of issue.
In the event of UK/EU Exit occurring before the end of the show season the procedures for animals coming from or returning to the Republic of Ireland may be subject to change.

Contents

Section	Contents	Page
1	Important Note for Cattle Exhibitors	4
	Procedure for Movement of Northern Ireland (NI) Cattle into and out of Local Agricultural Shows	4
	Movements to or from a Show	5
	Procedure for Movement of Cattle from the Republic of Ireland (RoI) into and out of Shows	6
2.	Important Note for Sheep Exhibitors	7
	Procedure for Movement of Northern Ireland Sheep into and out of Shows	7
	Procedure for Movement of Sheep from the RoI into and out of Shows	9
3.	Important Note for Goat Exhibitors	10
	Procedure for Movement of Northern Ireland Goats into and out of Shows	10
	Procedure for Movement of Goats from the RoI into and out of Shows	11
4.	Important Note for Pig Exhibitors	12
	Procedure for Movement of Pigs into and out of Shows	13
5.	Important Note for Poultry Exhibitors	14
6.	2019 Show Dates	15
7.	Bio-security	15
8.	Animal Transport Rules	17
9.	Key Points	18
10	Summary of Show Operators' Responsibilities	20

11	Summary of Exhibitors' Responsibilities	20
Annex A	Cattle movements to and from Shows where a herd keeper has his sticker book	21
Annex B	Cattle movements to and from Shows where a herd keeper does not have his sticker book	22
Annex C	Procedure for Sheep and Goat movements to a Show	23
Annex D	Procedure for Sheep and Goat movements from a Show	24
Annex E	Procedure for Pig movements to a Show	25
Annex F	Procedure for Pig movements from a Show	26
Annex G	Show Dates 2019	27

1. Important Note for Cattle Exhibitors

Procedure for Movement of Northern Ireland (NI) Cattle into and out of Local Agricultural Shows

Disease Control

Only animals free from disease restrictions, including Tuberculosis, Brucellosis, Bluetongue and Bovine Viral Diarrhoea (herd or individual animal restrictions) may be permitted to move to a Show.

To minimise the risk to other livestock, exhibitors are encouraged to have “Show” animals tested for Tuberculosis by their Private Veterinary Practitioner in the 30 days beforehand.

To minimise the risk to their own herd, exhibitors are encouraged to quarantine show animals and have them tested for Tuberculosis by their Private Veterinary Practitioner at least 42 days after their last appearance at a show and before re-integration to the main herd.

The Compulsory Bovine Viral Diarrhoea Scheme (BVD).

Shows should put in place adequate bio-security measures to reduce the risk of transmission on the premises.

For cattle born on/after 01/03/2016, only those animals with BVDN status on APHIS (negative BVD test result) can be moved into a “Show” herd. APHIS will block the movement of animals which don't have BVDN status.

For cattle born before 01/03/2016, animals with an APHIS status of BVDP (positive), BVDI (inconclusive), DAMPI (dam of a positive animal) or OFFPI (offspring of a positive animal) cannot be moved into a “Show” herd. APHIS will block the movement of animals which have any of these statuses.

In summary, only those animals with a BVD status of BVDN (negative) INDNEG (indirect negative) or 'blank' (no BVD status on APHIS) can move into the Show Herd. Any animal with an APHIS status of BVDP, BVDI, DAMPI, OFFPI or BVDU (unknown) status cannot be moved into the “Show” herd.

In respect of imported animals born on or after 1/3/2016, if a result from an approved laboratory has not already been provided by the vendor, the Bovine Viral Diarrhoea Scheme

AE1/19/341895

Order (Northern Ireland) 2016 requires a valid BVD test to be completed within 20 days of the date of importation.

Show Secretaries are advised to consult with AHWNI regarding BVD control at their Show, including what evidence of BVD status exhibitors may be required to give before or on arrival at the Show.

All queries relating to details of the compulsory BVD scheme should be directed to AHWNI:

Programme manager: Mrs Sharon Verner

Box 10 1st Floor,

Dungannon Business Cube
Dungannon Enterprise Centre
2 Coalisland Rd
Dungannon
Co. Tyrone
BT71 6JT

Phone: 028 7963 9333

Email: info@animalhealthni.com

Web Site: <http://www.animalhealthni.com/>

Identification

All cattle must be properly identified and comply with the Cattle Identification Regulations.

General Principles

- Cattle going to a Show(s) must be accompanied by a fully completed MC2 document identifying the Show premises as the destination.
- Cattle moving from a Show must return to the herd they came from.

The number of Shows to which cattle may travel is not limited provided these conditions are met on all occasions.

Movements to or from a Show

Movements to a Show

Pre-movement testing for Bovine Brucellosis is no longer required for movement to shows.

On arrival at the Show, the cattle must be accompanied by a fully completed MC2 document.

The top 3 copies (MC2A-White, MC2B-Yellow and MC2C-Pink) must be brought to the Show. All 3 copies will be checked by a Show Representative and stamped with the Show stamp.

The MC2A (white) will be retained by the Show Operative.

Movements from a Show (including Show Operator's Responsibilities)

1. Where the exhibitor has their Sticker Book with them the Show will issue a movement out MC2 endorsed with the herd number of the exhibitor and the serial number of the 'move in' MC2. The MC2A (White) and MC2B(Yellow) 'move out' copies should be stapled to the Yellow 'move in' copy and have a yellow confirmation sticker applied. This must then be sent by the Show Operative to be received at the local DAERA Direct Office at the latest by the next working day. The MC2C (Pink) 'move out' copy should be stapled to the Pink 'move in' copy and have the corresponding pink sticker applied. This must be given to the herd keeper for his/her own records (see Annex A).
2. Where the exhibitor does not have their sticker book with them the Show will issue a 'move out' MC2 with ALL details completed (including animal details). The move out MC2A (White) copy with the move in MC2B (yellow copy) must be sent to the local DAERA Direct Office at the latest by the next working day and the move out MC2B (Yellow) and MC2C (Pink) copies with the move in MC2C (pink) copy must be given to the exhibitor. The herd keeper must return the MC2B, with a yellow sticker attached and must be received by his/her local DAERA Direct Office within **7 days** (to avoid an NMN status) and the MC2C, with corresponding pink sticker attached, must be kept for his/her records (see Annex B).

Procedure for Movement of Cattle from the Republic of Ireland (RoI) into and out of Shows

Note- In order to receive cattle from the RoI, the Show premises must be operating to full EU Assembly Centre Standards for cattle and be approved for this purpose. As part of these requirements RoI cattle must be kept segregated from NI cattle and must be re-exported directly from the Show premises to their premises of origin in the RoI as soon as the Show ends.

Cattle imported directly to a Show

Note - animals must be registered on APHIS by DAERA staff before they can move into a Show. This registration process will be carried out by the local DAERA office on receipt of the Health certificate, passport and "Show" MC2 documents from the Show Organiser. The registration process will allow DAERA to produce the necessary paperwork for the move out of the show. At present it is not possible for Show Organisers to electronically move imported animals into a show.

Cattle entering a Show will be accompanied by a Passport and a Health Certificate.

The Show will be issued with its own MC2 self-written notification book.

The Show Operative will enter the animal(s) details onto the MC2 then send the completed MC2A (White) MC2B (Yellow) and MC2C (Pink) documents to the local DAERA Direct Office at the latest by the next working day.

MC2D (Blue) should be retained in MC2 book.

Cattle Re-exported Directly from a Show.

Cattle being re-exported to Rol will need to be accompanied by:

- An MC2L (produced by the local DAERA Direct Office);
- The passport (which accompanied the animal to the Show);
- Their original Health Certification suitably endorsed by the Veterinarian responsible for the Show;
- A Non Co-minglement Certificate which will be issued by the Veterinarian responsible for the Show.

If the Show is on a Saturday the Show operator must ensure that all documentation is with their local DAERA Direct Office on the following Monday morning. The MC2L will be produced retrospectively. This may also occur when documents are received by the DAERA Direct Office too late to be processed before the animals leave the Show.

2. Important Note for Sheep Exhibitors

Procedure for Movement of Northern Ireland Sheep into and out of Shows

Identification - For Moves to and from a Show

All sheep, irrespective of their date of birth, must be identified and comply with the Sheep and Goats Identification Regulations and be registered in the flock of the exhibitor.

All sheep must be identified correctly before arriving at the Show. Sheep arriving at the Show without the correct identification will be refused admittance.

Movement of Sheep to a Show - See Annex C

- Sheep must be accompanied by a fully and accurately completed SG2 self-written movement document. The SG2 movement document authorises the movement of sheep or goats from the farm to Show premises.
- **The individual identification numbers must be recorded on the SG2 document (it is acceptable to attach a cross-referenced printed schedule listing the tag numbers to the SG2). These numbers must be checked by the Show Operators against the animals presented before the animals are allowed entry to the Show.**
- The SG2 movement documents must be stamped with the Show stamp. The white copy must be sent to the local DAERA Direct Office at the latest by the next working day.
- Show Operators must have books of movement documents (SG2s) for sheep and separate books for goats.

Movement of Sheep from a Show - See Annex D

- The yellow copy of the SG2 provided by the Show Operator must accompany the animals back from the Show. This must include details of the Show and receiving flock, the individual tag numbers (it is acceptable to attach a printed schedule listing the tag numbers to the SG2) or be cross-referenced/stapled to the pink copy of the incoming SG2 (only if the whole batch moves out at the same time). **Section 3 of the outgoing SG2 must be signed by the flock keeper.**
- Both move in and move out white copies of the SG2 must be sent to the Show's local DAERA Direct Office by the Show Operator at the latest by the next working day.

Movement of Sheep to and from a Central Point of Recording (CPR) Show

- Sheep moving to a CPR Show must be accompanied by a fully and accurately completed SG2 self-written movement document, however, the individual tag numbers do not have to be recorded on the SG2.
- **The total number of sheep being moved into the Show must still be entered on the SG2.**
- The ear tag numbers will be read electronically on entry to the Show and a list of tag numbers will be given to the exhibitor.
- The exhibitor must complete and sign a declaration stating that the sheep will be returned to their flock of origin directly from the Show premises.
- The Show must send the declarations to the local DAERA Direct Office for the Show at the latest by the next working day.
- On departure from the Show the ear tag numbers will again be read electronically and the exhibitor will be issued with a C movement document. This C document must accompany the sheep back to their premises of origin.

AE1/19/341895

- Both the tag list and the C document must be kept with the exhibitor's flock register.

Procedure for Movement of Sheep from the Rolinto and out of Shows

Sheep must have two matching identifiers, one of which must carry an EID device.

NB - In order to receive sheep from the Rol, the Show premises must be operating to full EU Assembly Centre Standards for sheep and be approved for this purpose.

As part of these requirements, Rol sheep must be kept segregated from NI sheep and must be re-exported directly from the Show premises to their premises of origin in the Rol as soon as the Show ends.

Sheep Imported Directly Into a Show

Sheep entering a Show will be accompanied with a Health Certificate which must be copied to the local DAERA Direct Officer responsible for the Show. An SG2 document must be completed for the move from the Rol to the Show (Show's own SG2 book).

Sheep Re-Exported Directly From a Show

Sheep being re-exported to the Rol will need to be accompanied by:

- Their original Health Certification suitably endorsed by the Veterinarian responsible for the Show.
- Non Co-Minglement Certificate which will be issued by the Veterinarian responsible for the Show.
- An SG2 document which must be completed for the move from the Show to the ROI (Show's own SG2 book).

3. Important Note for Goat Exhibitors

Procedure for Movement of Northern Ireland Goats into and out of Shows

Identification - For Moves to and from a Show

All goats, irrespective of their date of birth, must be identified and comply with the Sheep and Goats Identification Regulations.

All goats and kids must be identified correctly before arriving at the Show. Goats arriving at the Show without identification will be refused admittance.

Movement - Goats Going to a Show - See Annex C

- Movement of goats to Shows must be accompanied by a fully and accurately completed SG2 self-written movement document.
- The individual identification numbers must be recorded on the SG2 document (it is acceptable to attach a printed schedule listing the tag numbers to the SG2). These numbers should be checked by the Show Operators against the animals presented before the animals are allowed entry to the Show.
- The SG2 movement documents must be stamped by the Show Secretary. The white copy must be sent to the local DAERA Direct Office at the latest by the next working day.
- Show Operators must have books of movement documents (SG2s) for goats and separate books for sheep.

Movement of Goats from a Show - See Annex D

- The yellow copy of the SG2 provided by the Show Operator must accompany the animals back from the Show. This must include details of the Show and receiving herd, the individual tag numbers (manually added or scanned list) or be cross referenced/stapled to the pink copy of the incoming SG2 (only if the whole batch moves out at the same time). Section 3 of the outgoing SG2 must be signed by the herd keeper.
- Both move in and move out white copies of the SG2 must be sent to the Show's local DAERA Direct Office by the Show Operator within 7 days.

Procedure for Movement of Goats from the Rolinto and out of Shows

Goats must have two matching identifiers, one of which must carry an EID device.

Note:In order to receive goats from the Rol, the Show premises must be operating to full EU Assembly Centre Standards for goats and be approved for this purpose.

As part of these requirements,Rol goats must be kept segregated from NI goats and must be re-exported directly from the Show premises to their premises of origin in the Rol as soon as the Show ends.

Goats Imported Directly into a Show

Goats entering a Show will be accompanied with a Health Certificate which must be copied to the local DAERA Direct Officer responsible for the Show. An SG2 document must be completed for the move from the Rol to the Show (Show's own SG2 book).

Goats Re-Exported Directly from a Show

Goats being re-exported to the Rol will need to be accompanied by:

- Their original Health Certification suitably endorsed by the Veterinarian responsible for the Show.
- Non Co-MinglementCertificate which will be issued by the Veterinarian responsible for the Show.
- An SG2 document which must be completed for the move from the Show to the ROI (Show's own SG2 book).

4. Important Note for Pig Exhibitors

Procedure for Movement of Pigs into and out of Shows

Disease status and testing requirement

- Only pigs from OADF status holdings are permitted to attend Shows.
- **Testing pigs for Aujeszky's Disease is no longer required for entry to shows**
- A protocol has not been agreed between DAERA and RoI authorities so pigs from the RoI must not be allowed entry to the Show.

Identification requirements

- The Pigs (Records, Identification and Movement) Order (Northern Ireland) 2012 came into operation on 19th March 2012.
- Under this legislation **all** pigs, regardless of age or category, entering the Show must be clearly identified with an **ear tag** bearing the full identification (ID) mark – the holding **number** and a unique individual number of up to 4 digits. The holding number must be pre-printed on the ear tag. **Pigs must have ear tags applied correctly before arriving at the Show. Pigs arriving at the Show without ear tags will be refused admittance.**
- However, if a pig was born prior to 19th March 2012, was identified under the previous legislation, The Aujeszky's Disease Order (Northern Ireland) 1994, and that identification is still in place and clearly legible, then the pig does not have to be re-identified as above. The Aujeszky's Disease Order required an ear tag or tattoo with the holding number and in the case of a breeding pig an individual number of not more than 4 characters

Movement of Pigs to a Show - See Annex E

- The movement of pigs to Shows must be accompanied by a PM1 document fully and accurately completed and signed by the herd keeper.
- The original (yellow) PM1 and the first (white) copy must accompany the pigs to the Show.
- The full identification (ID) marks must be recorded on the PM1 document. It is acceptable to attach a schedule to the PM1 listing the identification marks. The schedule must be cross referenced to the serial number of the PM1. These

AE1/19/341895

numbers should be checked by the Show Operators against the ear tags in the animals presented before the animals are allowed entry to the Show.

- The PM1 movement document details the movement of pigs from the farm to a Show premises. The white copy of the PM1 must be sent to the local DAERA Direct Office by the show operator on the day of the movement, or where this is not possible on the next working day.

Movement of Pigs from a Show – See Annex F

- Show Operators must ensure that they have a sufficient number of books of movement documents (PM1s) for the movement of the pigs from the Show.
- The Show Operator must accurately complete and sign a PM1 and provide this (yellow original) to the herd keeper to accompany each batch of pigs moving from the Show.
- It is acceptable to attach a schedule to the PM1 listing the identification marks. The schedule must be cross referenced to the serial number of the PM1. The schedule may actually be a copy of the incoming PM1 document but only if the whole batch moves out at the same time.
- **The white copy of the PM1 must be sent to the Show's local DAERA Direct Office by the Show Operator on the day of the movement, or where this is not possible on the next working day.**

Show operator responsibilities

- Show operators are reminded that they are obliged to ensure that all pigs entered into a Show are correctly identified and are accompanied by the correct documentation both to and from the Show.
- Show operators must forward the white copies of the PM1 movement documents to the local DAERA Direct Office on the day of movement to which they relate, or where this is not possible on the next working day.

5. Important Note for Poultry Exhibitors

In view of the on-going issues with Avian Influenza (Bird Flu) in many countries, Show operators must comply with the conditions of the general licence for bird gatherings which is on the DAERA website at:

<https://www.daera-ni.gov.uk/publications/general-licence-bird-gatherings>

The species of poultry/birds involved will determine whether or not the holding of a show will be permitted.

Show operators should also be aware of the bio-security measures required for bird gatherings. Information is available on the DAERA website:

<https://www.daera-ni.gov.uk/publications/biosecurity-best-practice-bird-gatherings>

Where appropriate it is recommended that all entries in the poultry section are vaccinated against Newcastle disease.

6. 2019 Show Dates (see annex G)*

7. Bio-security

Gathering animals together from many farms in different areas of the country has the potential to spread animal disease. It is the responsibility of every exhibitor to reduce this risk to a minimum and thus to protect his/her own livestock and that of other farmers. No animal under DAERA restriction, or showing signs or symptoms of any disease, must be brought to a Show. For example, if animals intended for a show are BVD PI animals or the dam of a BVD PI animal they should not be exhibited. Calves born on/after 01/03/2016 must have been tested negative for BVD.

Vehicles used to transport any animals to the Show must be cleansed and disinfected before leaving your farm, with special attention being paid to the underside and wheel arches. Any equipment brought to the Show should also be cleansed and disinfected with a DAERA approved disinfectant. These are listed at:

<https://www.daera-ni.gov.uk/publications/approved-disinfectants>

Clean protective clothing and footwear should be worn when handling animals.

If bedding is to be used at the Show, it should be fresh and clean. Contaminated bedding should not be removed from the transport vehicle at the Show grounds.

Contact between animals while at the Show should be kept to a minimum.

Prior to leaving the Show grounds, or immediately on return home, protective clothing and footwear should be thoroughly cleansed and disinfected. Vehicles used to transport animals should be thoroughly cleansed and disinfected with special attention being paid to the underside and wheel arches.

Any clinical signs of disease occurring in animals that have been at the Show, during the following two to three weeks, must be reported to the Show operators. Where a notifiable disease is suspected, your local DAERA Direct Office should also be notified.

DAERA particularly encourages every exhibitor of in-calf cattle to assess carefully the risk of spreading disease before deciding to present them for showing. Exhibitors should ask themselves:

- Are my TB and Brucellosis testing up to date?
- Have the animals that I intend to exhibit a BVD status which allows movement into the Show herd? (Any animal with an APHIS status of BVDP, BVDI, DAMPI, OFFPI or BVDU status cannot be moved into the Show herd.)
- Is my pregnant animal within the window of susceptibility for BVD infection (i.e. between 30 and 120 days in-calf) should it happen to encounter an animal transiently infected with BVD?
- Is there any infectious disease in my area?
- Have any of the cattle I intend exhibiting been bought in recently and do I know their movement and health history?
- Have I reported any abortions in my herd and have they been tested and cleared?
- Have I good bio-security on my farm, including precautions for people and animals coming on to the premises, and boundaries that prevent contact between my livestock and neighbouring livestock?

If you are in any doubt, contact the staff of the local DAERA Direct Office who will be happy to discuss the matter and offer advice.

8. Animal Transport Rules

Farmers are reminded to comply with the animal transport rules which apply in all EU member states.

Under Welfare of Animals (Transport) Regulations (Northern Ireland) 2006 and EU Council Regulation 1/2005 it is an offence to transport any animal in a way which causes, or is likely to cause, injury or unnecessary suffering to that animal. Additional rules apply where animals are being transported in connection with an economic activity.

The transport of animals to agricultural Shows is normally regarded as being connected to an economic activity however the following situations are exempt:

- journeys consisting of a single animal accompanied by a person who has responsibility for its welfare (or, for example, two animals accompanied by two people);
- where pet animals are taken to or from a specialist Show or competition, where the primary purpose is for pleasure or competition, not as part of a business;
- where horses and ponies are transported by their owner for the purpose of riding or showing or competing for pleasure. (However, where a transporter is paid to undertake the transport this is within the scope of the EU Regulation);
- where individuals attending Shows or competitions primarily for pleasure share the burden of transport, e.g. petrol costs, but there is no profit made by the individual carrying out the transport; and
- where pet owners or hobbyists transport their own animals to and from events such as Shows, even when they win minor cash prizes. (In this context a hobbyist is an animal breeder/keeper where the expenses of the hobby exceed any income generated by it).

Farmers who transport their own animals using their own vehicles on any journey less than 65km (40 miles) are also exempt.

AE1/19/341895

In any other circumstance the transport of horses and farmed livestock to and from Shows is subject to the additional rules. The transporter must hold a valid certificate of competence and be authorised by their competent authority – DAERA in the north of Ireland. Additional conditions, including prior vehicle approval, apply for any journey of more than 8 hours.

More information, including application forms, can be downloaded from the DAERA website at:

[Welfare of animals during transport | Department of Agriculture, Environment and Rural Affairs](#)

Alternatively, please telephone DAERA Animal Welfare Helpline on 0300 200 7840

9. Key Points

- Contact between animals at Shows poses risks to animal health.
- Exhibitors have a responsibility to protect the health of their own animals as well as those belonging to other exhibitors.
- Abortions in the exhibitor's herd must be reported, tested and cleared. .
- Farmers should assess the risks before taking animals to Shows; if in any doubt they should check with their local DAERA Direct Office that there are no herd or individual restrictions that would prevent a move to the Show.
- High standards of hygiene must be maintained with regard to vehicles, equipment, protective clothing and contact between animals.
- Exhibitors should be especially vigilant in monitoring the health of animals for some time after they return from Shows.
- Cattle and sheep from the RoI may only attend Show premises in NI that are operating as EU Approved Assembly Centres for the relevant species on that day.
- Exhibitors and Show operators should be aware of the risk of zoonotic disease - these are diseases that people can get through contact with animals. This can occur even when the animal appears healthy. Whilst under normal circumstances this should not be a problem, the stress of movement and mixing may lead to increased secretion of infective agents such as Campylobacter, E.coli O157, TB, Brucellosis, Salmonella species and Leptospira species. Show Operators should ensure that a Risk Assessment is carried out for each Show and that appropriate precautions are taken at all times especially where children, or immuno-compromised adults may come into contact with animals, their products and excreta.

- **In each of the above scenarios it is clear that full traceability is required for all animals exhibited at the Show. It is therefore essential that every animal is properly identified before admission to the Show; that all movement notification documents are completed fully and accurately and returned promptly to the Department; and that the Shows' own Flock and Herd Records are maintained in an up-to-date condition at all times.**
- Further advice may be sought from the local DAERA Direct Office.

Summary of Show Operators' Responsibilities

Show Operators must ensure that all exhibitors comply with the:

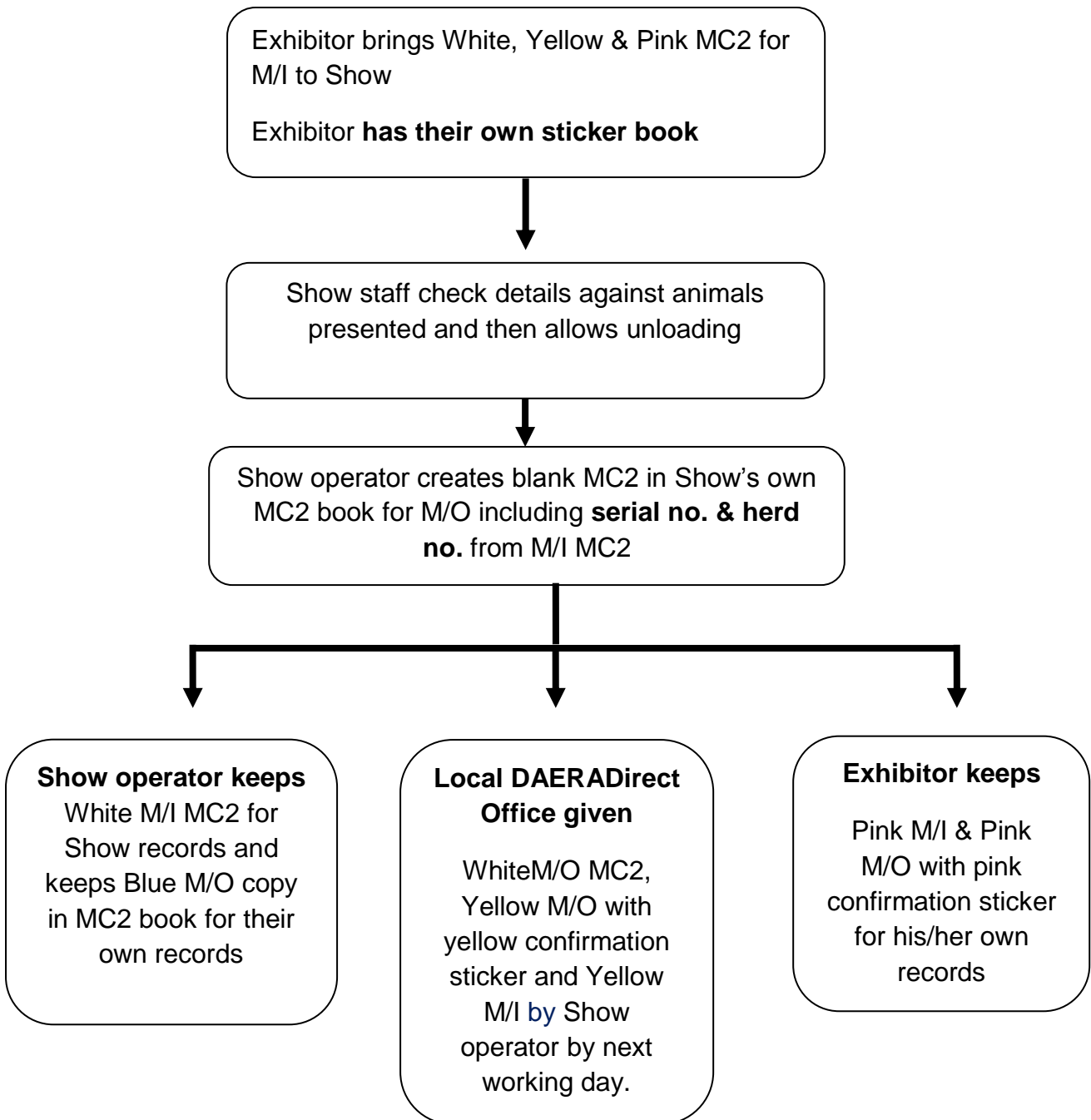
- Identification and Movement of animal procedures in line with:
 - Cattle Identification (Notification of Births, Deaths and Movements) Regulations (Northern Ireland) 1999,
 - Cattle Identification (No. 2) Regulations (Northern Ireland) 1998,
 - Bovine Viral Diarrhoea Scheme Order (Northern Ireland) 2016(for cattle born on or after 01/03/2016)
 - Sheep and Goats (Records, Identification and Movement) Order (Northern Ireland) 2009,
 - Pigs (Records, Identification and Movement) Order (Northern Ireland) 2012
- Procedure for the movement of cattle from and to the Rol
- Procedure for the movement of sheep and goats from and to the Rol
- Effective disease control measures
- Animal Health legislation
- Bio-security measures
- Health and Safety procedures.
- Return of documentation to local DAERA Direct Office by next working day.

Summary of Exhibitors' Responsibilities

Show Exhibitors must comply with the:

- Identification and Movement of animal procedures in line with:
 - Cattle Identification (Notification of Births, Deaths and Movements) Regulations (Northern Ireland) 1999,
 - Cattle Identification (No. 2) Regulations (Northern Ireland) 1998,
 - Bovine Viral Diarrhoea Scheme Order (Northern Ireland) 2016(for cattle born on or after 01/03/2016)
 - Sheep and Goats (Records, Identification and Movement) Order (Northern Ireland) 2009,
 - Pigs (Records, Identification and Movement) Order (Northern Ireland) 2012
- Procedure for movement of cattle from the Rol
- Effective Disease Control
- Procedure for movement of sheep and goats from the Rol
- Bio-security Measures
- Animal Health legislation
- Animal Transport Rules

Cattle Movementsto and from Shows where the exhibitor has their Sticker Book with them



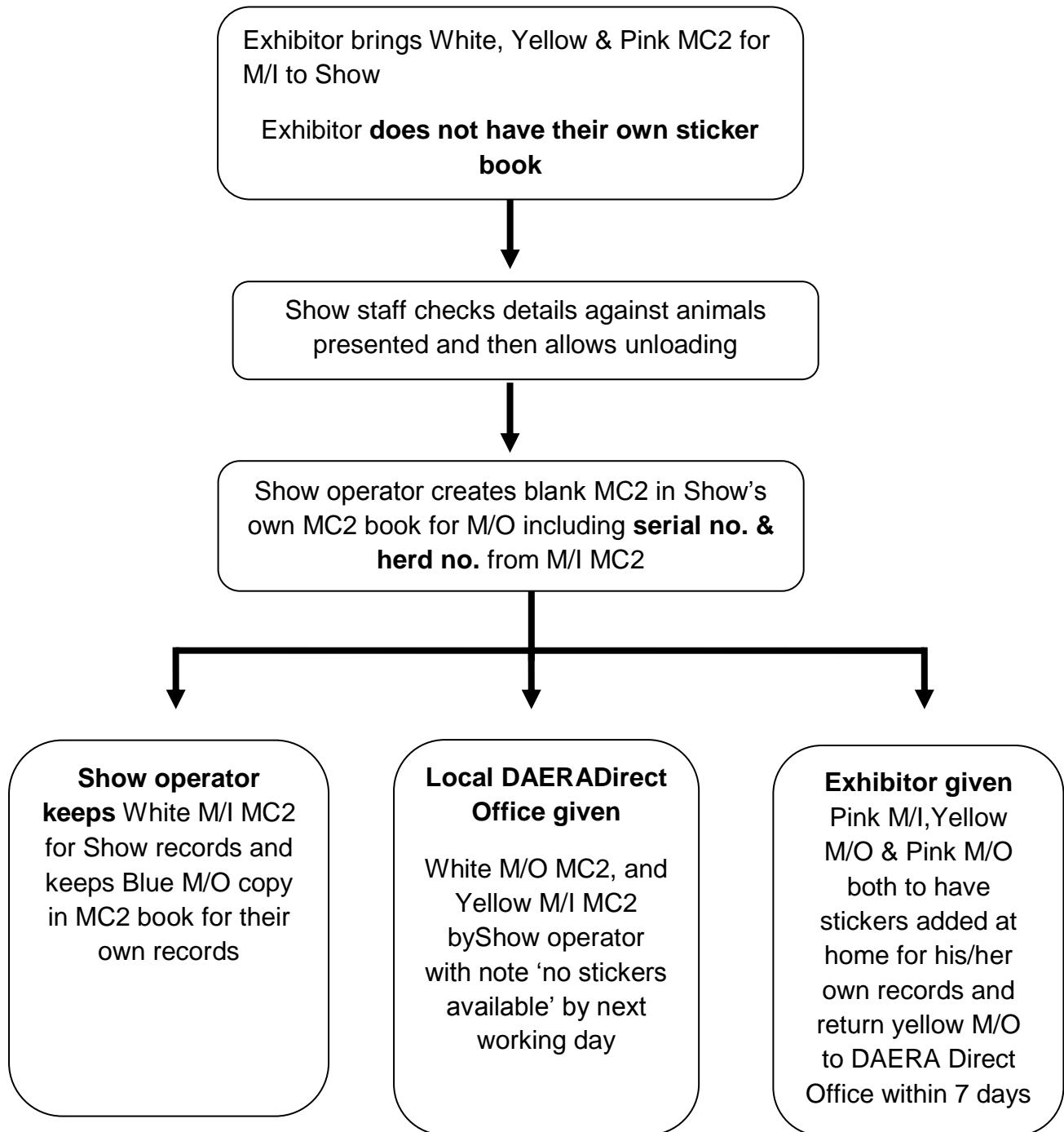
Key to abbreviations:

MC2 = cattle movement document

M/I = move in (to the Show)

M/O = move out (of the Show)

Cattle Movements to and from Shows where the exhibitor does not have their Sticker Book with them



Key to abbreviations:

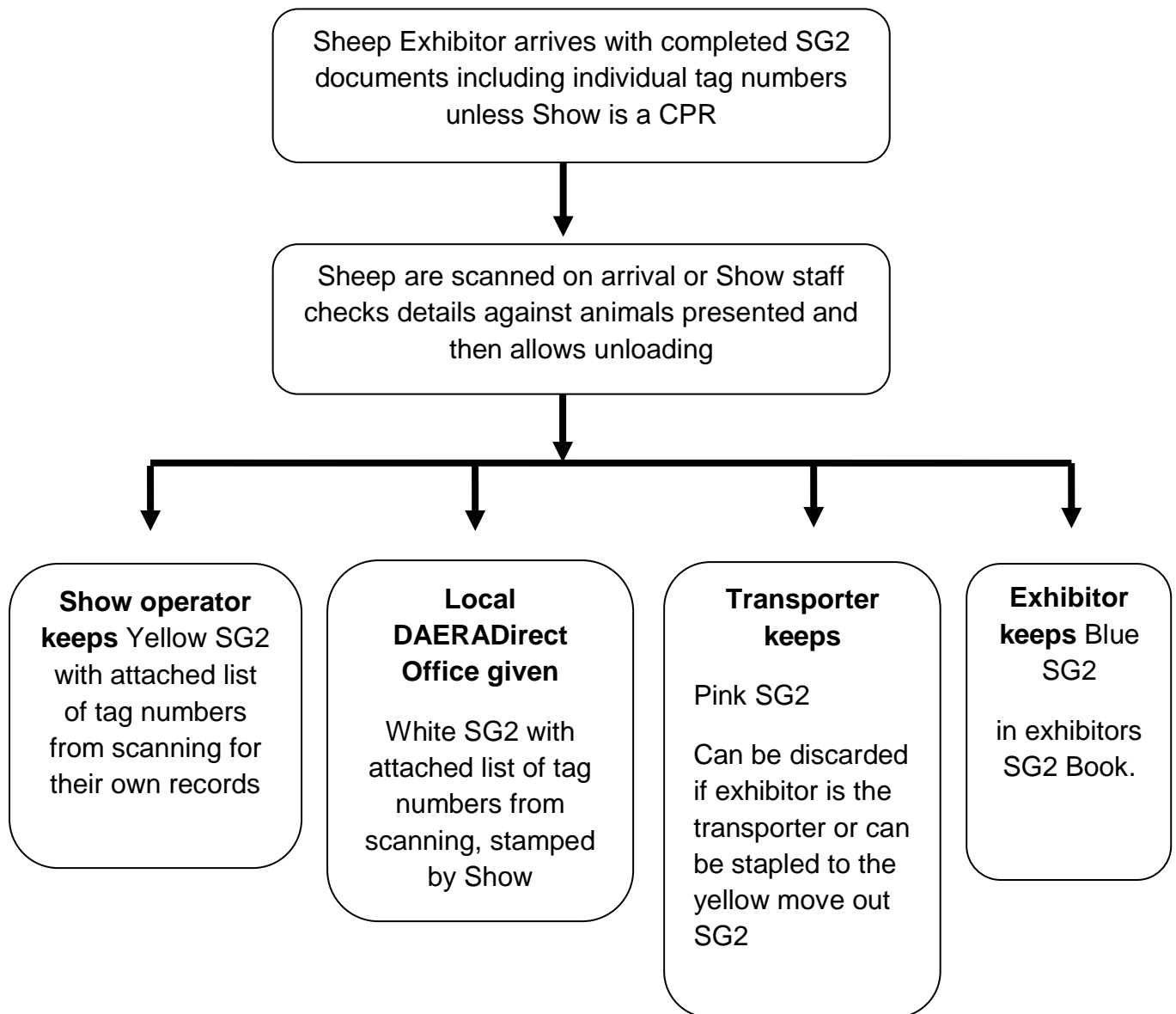
MC2 = cattle movement document

M/O = move out (of the Show)

M/I = move in (to the Show)

Annex C

Sheep and Goat Movements to a Show

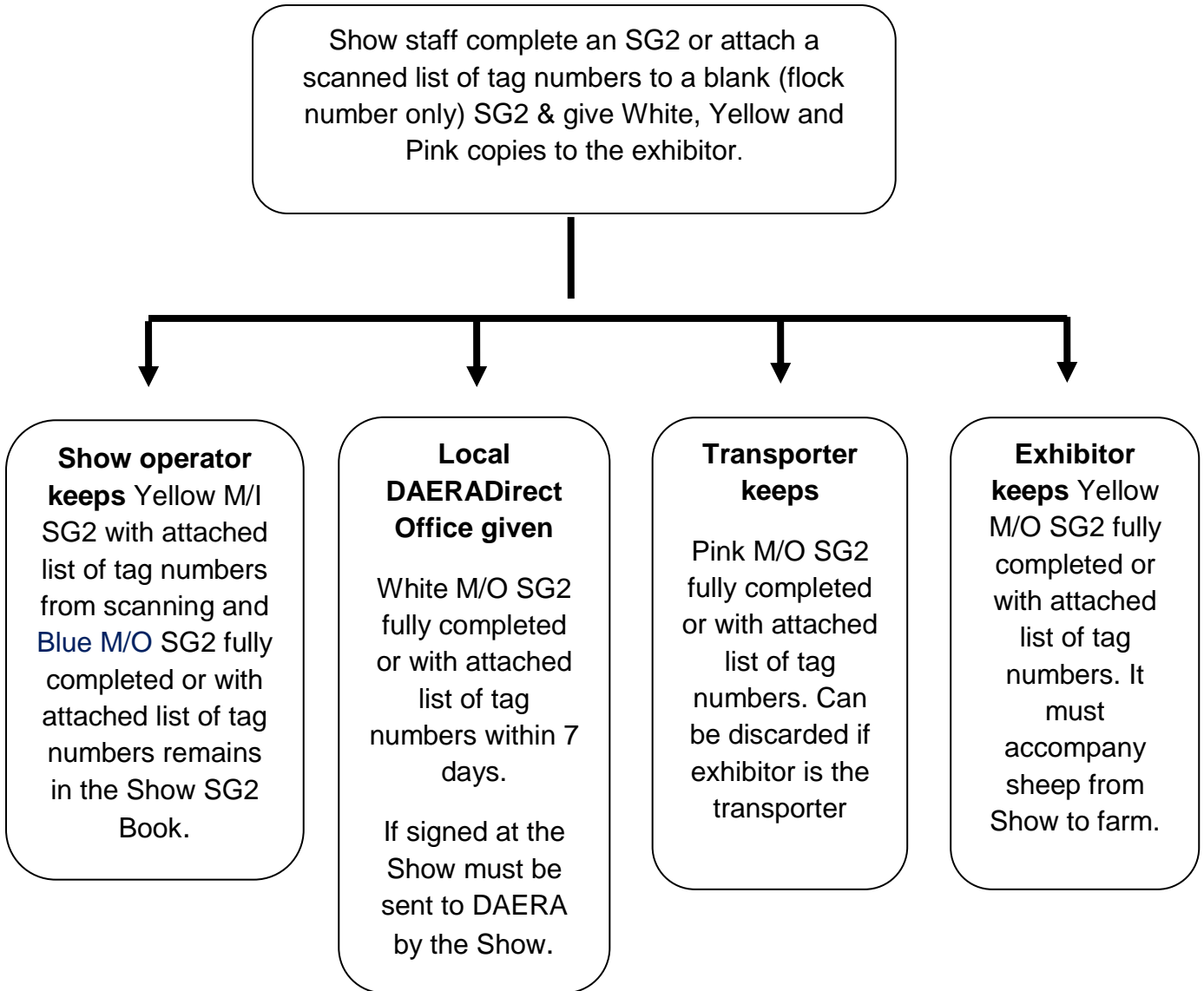


Key to abbreviations:

SG2 = sheep/goat movement document

Annex D

Sheep and Goat Movements from Show



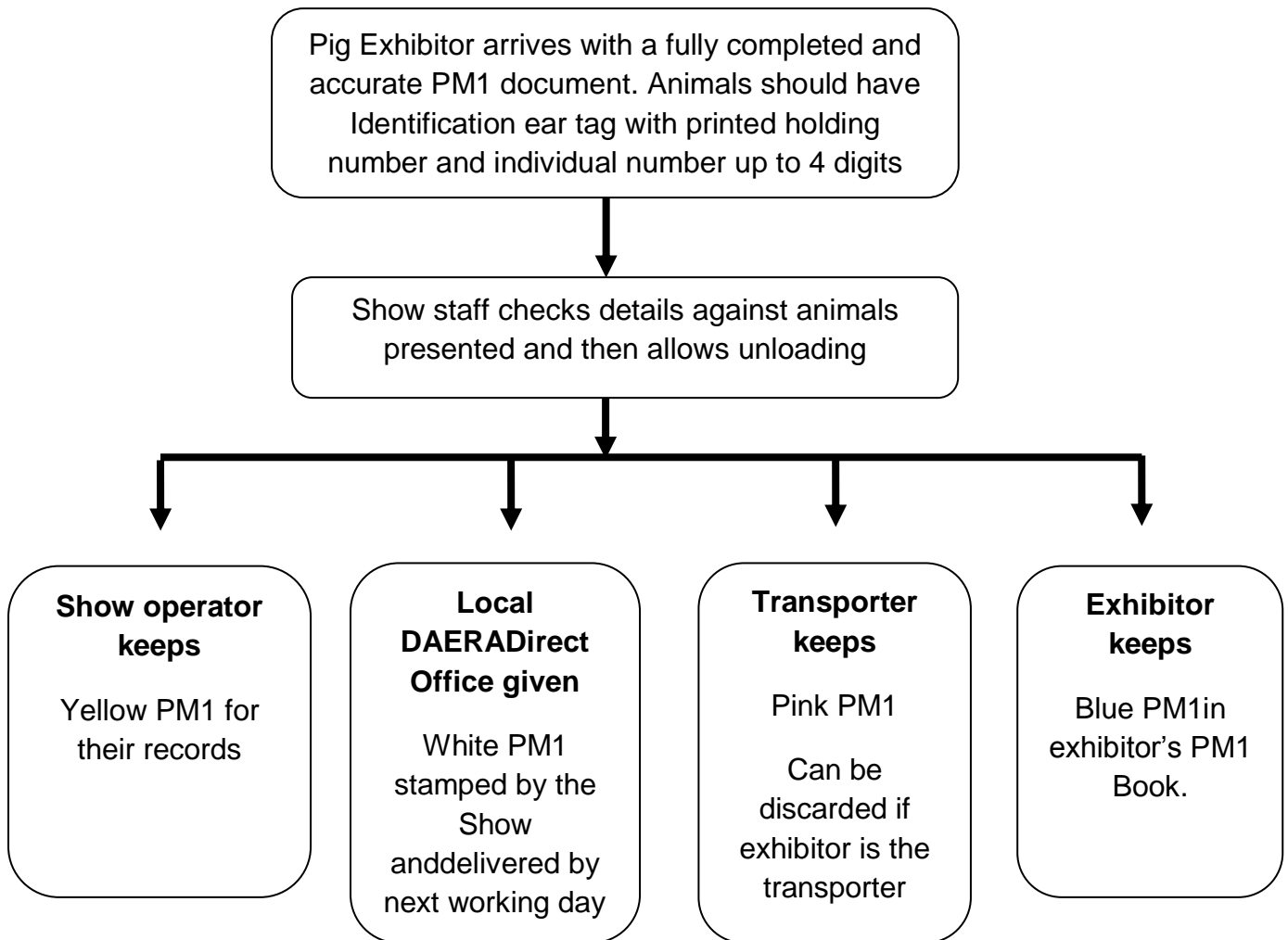
Key to abbreviations:

SG2 = sheep/goat movement document

M/I = move in (to the Show)

M/O = move out (of the Show)

Pig Movements to a Show

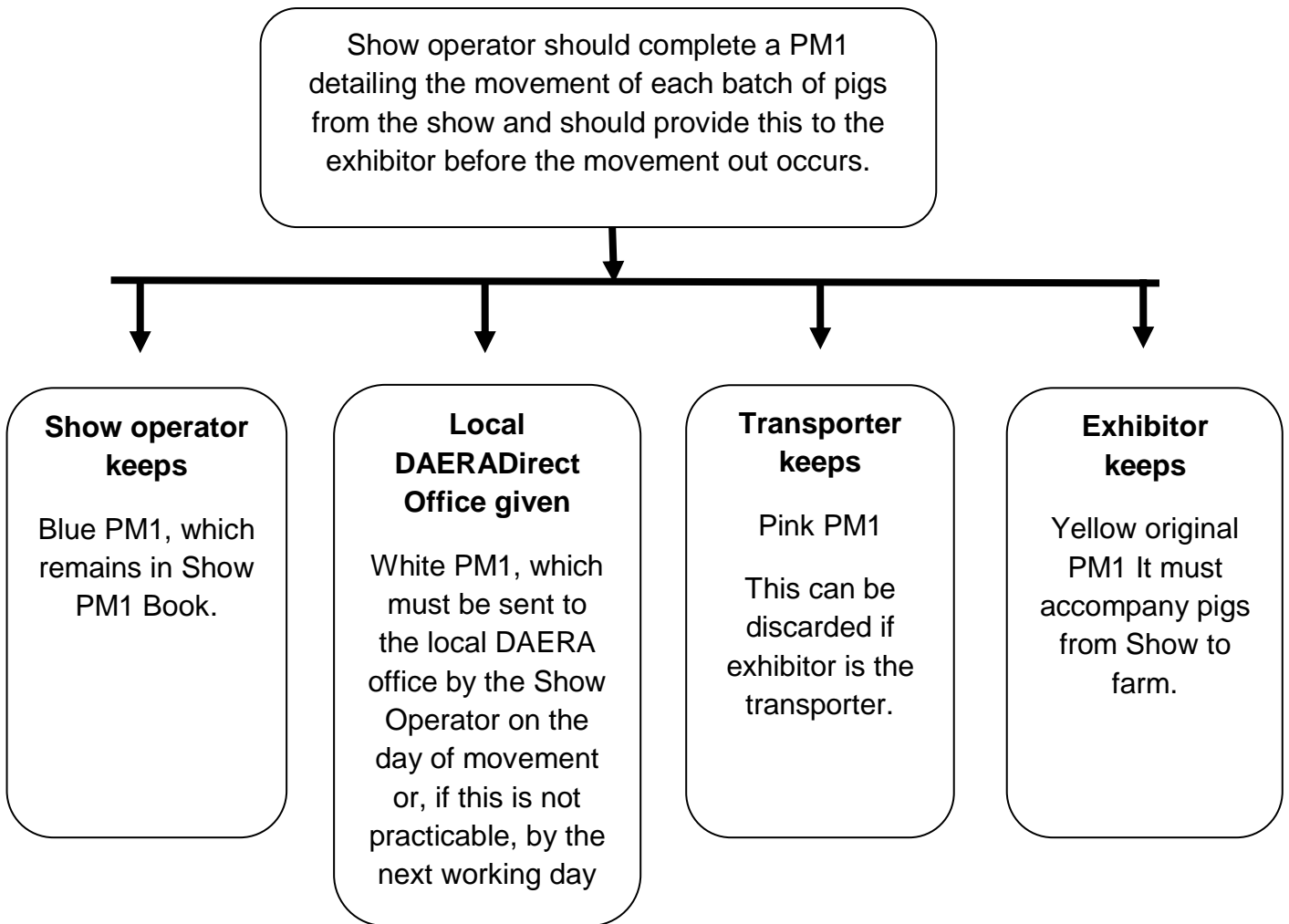


Key to abbreviations:

PM1 = pig movement document

Annex F

Pig Movements from a Show



Key to abbreviations:

PM1 = pig movement document

For dates and email addresses of the 2019 Agricultural Shows see Northern Ireland Shows Association Facebook Page at <https://en-gb.facebook.com/pages/category/Agricultural-Cooperative/Northern-Ireland-Shows-Association-NISA-567681683364300/>